

INTERPHONE MC/XT SERIES

MICINTERPHOSCHU

PRO SOUND - AUDIO KIT

Description

Audio kit dedicated to the SCHUBERTH modular range of helmets.

Features

- "Hi-tech" microphone
- Dual "High performance" ultra thin headset
- Optimum sound quality
- Easy to install
- Adheres perfectly to the inside of the helmet
- Can be used with INTERPHONE MC/XT SERIES, F5S and F5
- Tested for use with Schubertsh C3 helmets



SCHUBERTH C3

ARTICLE CODE
MICINTERPHOSCHU

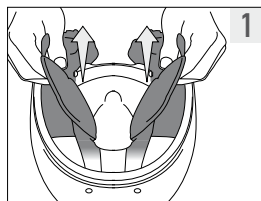
PACK

Pack height	Pack width	Pack depth
17.5 cm	14.5 cm	7.5 cm

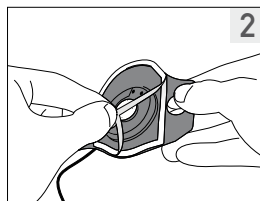
EAN CODE
8018080207396

Compatibility

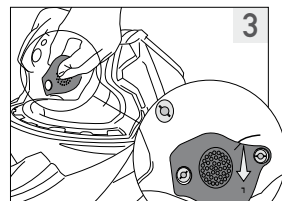
Compatible with
Schubertsh C3



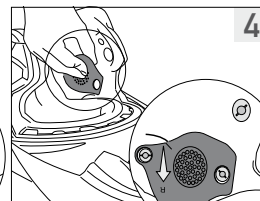
1
Release the clips and remove the cheek pad from the helmet



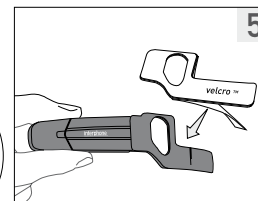
2
Remove the protective film of the double-sided tape



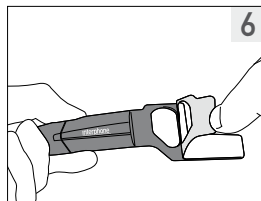
3
Insert the left earphone in the dedicated slot aligning it with the clips of the helmet



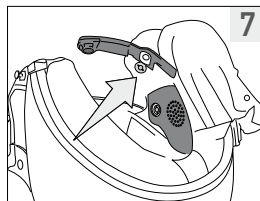
4
Insert the right earphone in the dedicated slot aligning it with the clips of the helmet



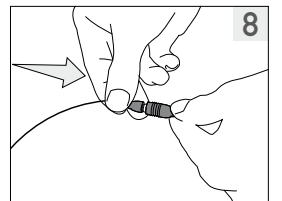
5
Remove the protective film and apply the Velcro™ on the microphone



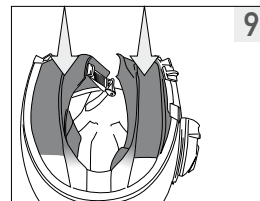
6
Remove the second protective film from the Velcro™



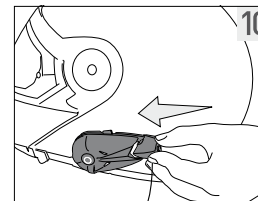
7
Attach the microphone to the helmet placing it under the clip and apply some pressure so that the adhesive tape is well stuck



8
Join the connectors



9
Put the cheek pad back in place attaching it with the clips



10
Connect headphones/microphone to the control unit

KIT CONTENTS

