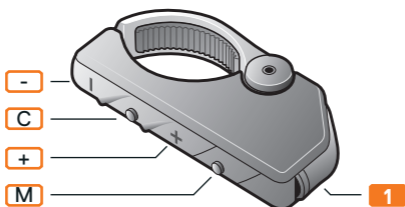







QUICK START GUIDE

RC4

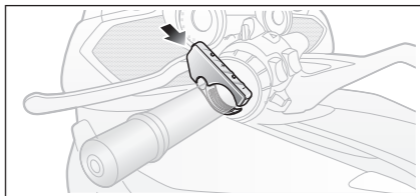


-  Taste / Button / Bouton / Pulsante / Botón: -
-  Taste / Button / Bouton / Pulsante / Botón: Center
-  Taste / Button / Bouton / Pulsante / Botón: +
-  Taste / Button / Bouton / Pulsante / Botón: Multifunction
-  Batterie / Battery / Batterie / Batteria / Batería

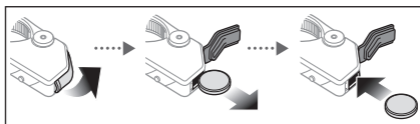


Entfernen / Remove /
Retirer / Rimuovere /
Retire

Anbau / Installation / Installation / Installazione / Instalación



Batterie Ersetzen / Replace Batterie Remplacer la batterie / Sostituire la batteria / Reemplazar la batería



Tastenbedienung / Button Operation Fonctionnement de la touche / Operazione dei pulsanti / Funcionamiento de los botones



Antippen / Tapping / Appuyer une
fois / Toccare / Pulsación

Doppelt antippen / Double Tapping /



Double pression / Toccare due volte /
Doble pulsación

← 1sec
1sec Gedrückt halten / Press for
1sec / Appuyer pendant 1sec /
Premere per 1sec /
Presionar durante 1seg

Einschalten / Power On / Marche / Accensione / Encendido



Batterie / Batterie / Batterie / Batteria / Batería



LED

70 ~ 100% ■■■■

30 ~ 70% ■■■

0 ~ 30% ■■

Ausschalten / Power Off / Arrêt / Spegnimento / Apagado



1sec

Koppeln / Pairing / Couplage / Accoppiamento / Emparejamiento



Headset



8sec



Remote Control Pairing

Reset

 &  &   1sec

Specifications

- Operating time: up to 5 months
- Operating temperature: -10 °C ~ 55 °C (14°F ~ 131°F)
- Water resistant
- Battery Type: CR2016 lithium coin battery
Voltage: 3V