



Size chart

We have split the size charts PER BRAND as most brands create their own size charts. It's important to take your measurements with a tape measure and measure above your underwear.

You will find the following size charts:

JACKETS / PANTS	MEN	STANDARD SIZES	2
		SHORT SIZES	3
		LONG SIZES	3
JACKETS / PANTS	WOMEN	STANDARD SIZES	4
GLOVES		STANDARD SIZES	5
BOOTS		STANDARD SIZES	6

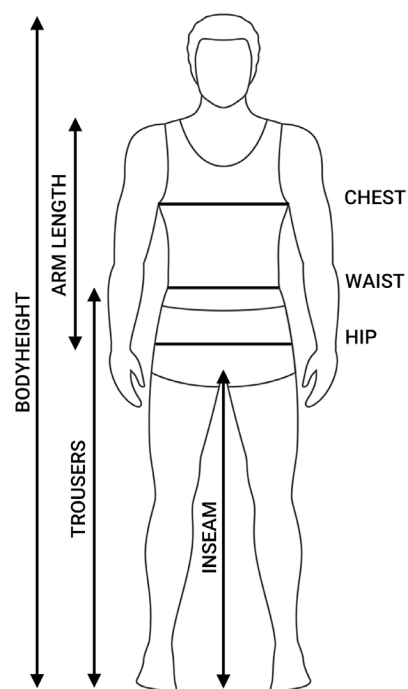
JACKETS	MEN	GRAN TURISMO GORE-TEX®, TONALE D-DRY™, SAURIS D-DRY™, TEMPEST D-DRY™, AIR TOURER TEX	7
PANTS	MEN	GRAN TURISMO GORE-TEX®, TONALE D-DRY™, TEMPEST D-DRY™, CONNERY D-DRY™ PANTS, SHERMAN PRO D-DRY™, AMSTERDAM D-DRY™	7
JACKETS	WOMEN	TONALE LADY D-DRY™ XT JACKET, TEMPEST D-DRY™ LADY, AIR TOURER TEX LADY	8
PANTS	WOMEN	TONALE LADY D-DRY™ XT PANTS, TEMPEST D-DRY™ LADY, CAMPBELL LADY D-DRY™ PANTS, AMSTERDAM D-DRY™ LADY	8



Size chart

BODYHEIGHT	Measure from the top of your head to your toe.
ARM LENGTH	Measure from the shoulder to the wrist.
INSEAM	Measure from your crotch down to your ankle, along your inner leg.
CHEST	Measure around the fullest part of your chest.
WAIST	Measure around the top of the hip bones.
HIP	Measure around the widest part of your hips below the waist.
TROUSERS	Measure from the waist to the sole of the foot (without shoes).

All sizes are mentioned in cm.



MEN'S JACKETS / PANTS

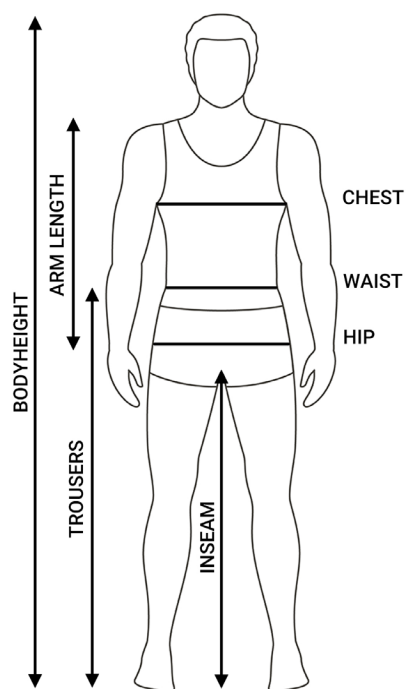
		CHEST	WAIST	HIP	HEIGHT	INSEAM	ARM
XS	42	82 - 86	70 - 74	84 - 88	163 - 166	76 - 77	55 - 56
S	44	86 - 90	74 - 78	88 - 92	166 - 169	77 - 79	56 - 57
S	46	90 - 94	78 - 82	92 - 96	169 - 172	79 - 80	57 - 58
M	48	94 - 98	82 - 86	96 - 100	172 - 175	80 - 82	58 - 59
M	50	98 - 102	86 - 90	100 - 104	175 - 178	82 - 83	59 - 60
L	52	102 - 106	90 - 94	104 - 108	178 - 181	83 - 84	60 - 61
L	54	106 - 110	94 - 98	108 - 112	181 - 184	84 - 85	61 - 62
XL	56	110 - 114	98 - 102	112 - 116	184 - 187	85 - 86	62 - 63
XL	58	114 - 118	102 - 106	116 - 120	187 - 188	86 - 87	62 - 63
2XL	60	118 - 122	106 - 110	120 - 124	188 - 189	87 - 88	63 - 64
3XL	62	122 - 126	110 - 114	124 - 128	189 - 190	87 - 88	63 - 64
4XL	64	126 - 130	114 - 118	128 - 132	190 - 191	88 - 89	64 - 65



Size chart

BODYHEIGHT	Measure from the top of your head to your toe.
ARM LENGTH	Measure from the shoulder to the wrist.
INSEAM	Measure from your crotch down to your ankle, along your inner leg.
CHEST	Measure around the fullest part of your chest.
WAIST	Measure around the top of the hip bones.
HIP	Measure around the widest part of your hips below the waist.
TROUSERS	Measure from the waist to the sole of the foot (without shoes).

All sizes are mentioned in cm.



SHORT SIZES

		CHEST	WAIST	HIP	HEIGHT	INSEAM	ARM
24	46	89 - 95	81 - 87	91 - 97	161 - 165	73 - 75	53 - 55
25	48 - 50	95 - 101	87 - 93	97 - 103	165 - 170	75 - 77	55 - 57
26	52	101 - 107	93 - 99	103 - 109	170 - 174	77 - 79	57 - 58
27	54 - 56	107 - 113	99 - 105	109 - 115	174 - 178	79 - 81	58 - 59
28	58	113 - 119	105 - 111	115 - 121	178 - 180	81 - 82	59 - 60
29	60 - 62	119 - 125	111 - 117	121 - 127	180 - 181	81 - 82	60 - 61
30	64	125 - 131	117 - 123	127 - 133	181 - 183	81 - 82	60 - 61

LONG SIZES

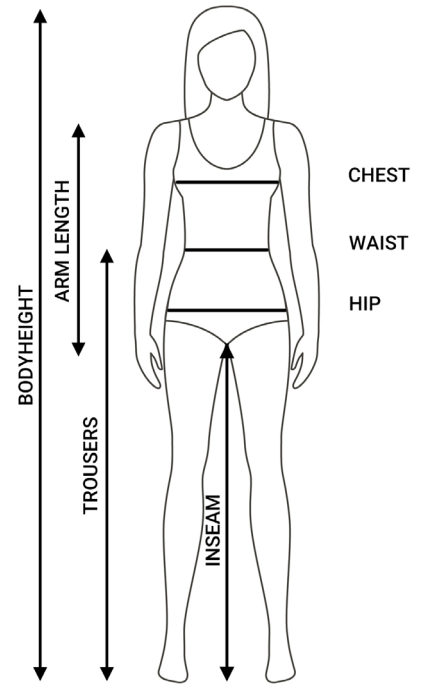
		CHEST	WAIST	HIP	HEIGHT	INSEAM	ARM
92	46	89 - 95	75 - 81	91 - 97	177 - 181	83 - 85	59 - 61
98	48 - 50	95 - 101	81 - 87	97 - 103	181 - 186	85 - 87	61 - 63
104	52	101 - 107	87 - 93	103 - 109	186 - 190	87 - 89	63 - 64
110	54 - 56	107 - 113	93 - 99	109 - 115	190 - 194	89 - 91	64 - 65
116	58	113 - 119	99 - 105	115 - 121	194 - 196	91 - 92	65 - 66
122	60 - 62	119 - 125	105 - 111	121 - 127	196 - 197	91 - 92	66 - 67
128	64	125 - 131	111 - 117	127 - 133	197 - 199	91 - 92	66 - 67



Size chart

- BODYHEIGHT** Measure from the top of your head to your toe.
- ARM LENGTH** Measure from the shoulder to the wrist.
- INSEAM** Measure from your crotch down to your ankle, along your inner leg.
- CHEST** Measure around the fullest part of your chest.
- WAIST** Measure around the top of the hip bones.
- HIP** Measure around the widest part of your hips below the waist.
- TROUSERS** Measure from the waist to the sole of the foot (without shoes).

All sizes are mentioned in cm.



WOMEN'S JACKETS / PANTS

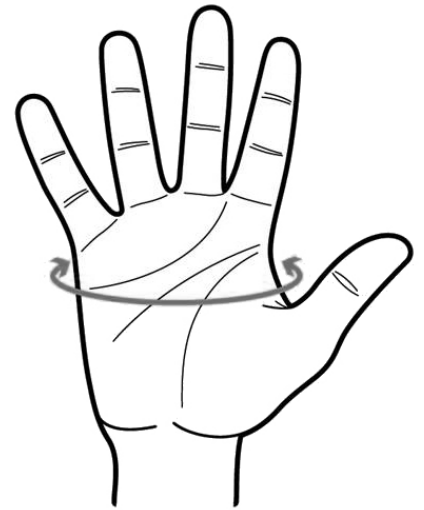
		CHEST	WAIST	HIP	HEIGHT	INSEAM	ARM	
XXS	38	72 - 76	76 - 80	56 - 60	82 - 86	157 - 160	73 - 75	51 - 52
XS	40	76 - 80	80 - 84	60 - 64	86 - 90	160 - 163	75 - 76	52 - 54
S	42	80 - 84	84 - 88	64 - 68	90 - 94	163 - 166	76 - 78	54 - 55
M	44	84 - 88	88 - 92	68 - 72	94 - 98	166 - 169	78 - 79	55 - 57
M	46	88 - 92	92 - 96	72 - 76	98 - 102	169 - 172	79 - 80	57 - 58
L	48	92 - 96	96 - 100	76 - 80	102 - 106	172 - 175	80 - 81	58 - 59
XL	50	96 - 100	100 - 104	80 - 84	106 - 110	175 - 177	81 - 82	59 - 60
XL	52	100 - 104	104 - 108	84 - 88	110 - 114	177 - 178	81 - 82	60 - 61
XXL	54	104 - 108	108 - 112	88 - 92	114 - 118	178 - 179	81 - 82	60 - 61



Size chart

HAND Measure without the thumb. Do not tighten the tape measure.

All sizes are mentioned in cm.



MEN'S GLOVE SIZES

HAND		
7,5	XS	19,1
8	S	20,3
8,5	M	21,6
9	L	22,9
9,5	XL	24,1
10	XXL	25,4
10,5	XXXL	26,7

WOMEN'S GLOVE SIZES


HAND		
6	XS	15,2
6,5	S	16,5
7	M	17,8
7,5	L	19,1

Size chart



FEET Place both feet (with socks on) on a piece of paper and carefully mark the the outline. Then measure the length of both feet. If the lengths differ, always take the largest size.

All sizes are mentioned in cm.



BOOTS SIZES

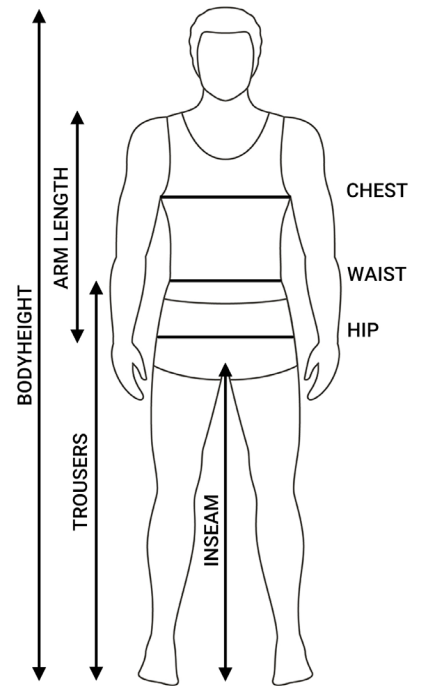
EU	36	37	38	39	40	41	42	43	44	45	46	47	48	49	50
UK	3,5	4,5	5	6	6,5	7,5	8	9	10	10,5	11,5	12	12,5	13,5	14,5
USA	4,5	5,5	6	7	7,5	8,5	9	10	11	11,5	12,5	13	13,5	14,5	15,5
mm	240	245	250	255	265	270	275	280	285	290	300	305	310	315	320



Size chart

BODYHEIGHT	Measure from the top of your head to your toe.
ARM LENGTH	Measure from the shoulder to the wrist.
INSEAM	Measure from your crotch down to your ankle, along your inner leg.
CHEST	Measure around the fullest part of your chest.
WAIST	Measure around the top of the hip bones.
HIP	Measure around the widest part of your hips below the waist.
TROUSERS	Measure from the waist to the sole of the foot (without shoes).

All sizes are mentioned in cm.



Men's jackets (Comfort sizing)

GRAN TURISMO GORE-TEX®, TONALE D-DRY™, SAURIS D-DRY™ JACKET, TEMPEST D-DRY™, AIR TOURER TEX

	EURO	USA	CHEST	WAIST	HIP	HEIGHT
XS	42	32	82 - 86	70 - 74	84 - 88	163 - 166
S	44	34	86 - 90	74 - 78	88 - 92	166 - 169
S	46	36	90 - 94	78 - 82	92 - 96	169 - 172
M	48	38	94 - 98	82 - 86	96 - 100	172 - 175
M	50	40	98 - 102	86 - 90	100 - 104	175 - 178
L	52	42	102 - 106	90 - 94	104 - 108	178 - 181
L	54	44	106 - 110	94 - 98	108 - 112	181 - 184
XL	56	46	110 - 117	98 - 105	112 - 119	184 - 185
XL	58	48	117 - 124	105 - 112	119 - 126	185 - 187
2XL	60	50	124 - 132	112 - 120	126 - 134	187 - 189
3XL	62	52	132 - 140	120 - 128	134 - 142	189 - 191

Men's pants (Comfort sizing)

GRAN TURISMO GORE-TEX®, TONALE D-DRY™, TEMPEST D-DRY™, CONNERY D-DRY™ PANTS, SHERMAN PRO D-DRY™, AMSTERDAM D-DRY™

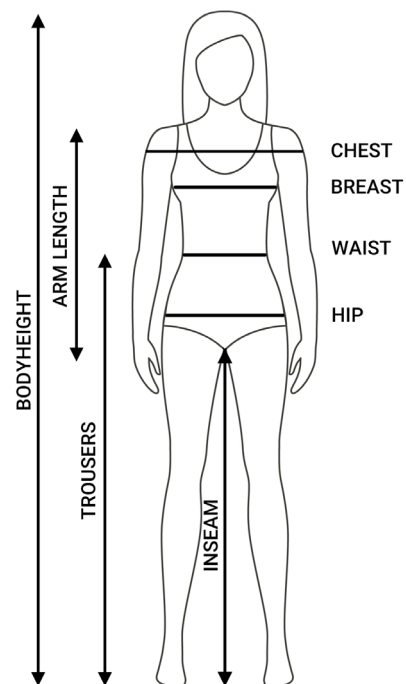
	EURO	USA	WAIST	HIP	INSEAM
XS	42	28	70 - 74	84 - 88	76 - 77
S	44	30	74 - 78	88 - 92	77 - 79
S	46	32	78 - 82	92 - 96	79 - 80
M	48	34	80 - 88	96 - 102	80 - 82
M	50	36	88 - 90	102 - 104	82 - 83
L	52	38	90 - 100	104 - 110	83 - 84
L	54	40	100 - 102	110 - 114	84 - 85
XL	56	42	102 - 106	114 - 122	85 - 88
XL	58	44	106 - 116	122 - 130	85 - 88
2XL	60	46	116 - 128	130 - 138	85 - 88
3XL	62	48	128 - 135	138 - 142	85 - 88



Size chart

BODYHEIGHT	Measure from the top of your head to your toe.
ARM LENGTH	Measure from the shoulder to the wrist.
INSEAM	Measure from your crotch down to your ankle, along your inner leg.
CHEST	Measure around the fullest part of your chest.
WAIST	Measure around the top of the hip bones.
HIP	Measure around the widest part of your hips below the waist.
TROUSERS	Measure from the waist to the sole of the foot (without shoes).

All sizes are mentioned in cm.



Women's jackets (Comfort sizing)

TONALE LADY D-DRY™ XT JACKET, TEMPEST D-DRY™ LADY, AIR TOURER TEX LADY

	EURO	USA	CHEST	BREAST	WAIST	ARM
XXS	38	2	72 - 76	76 - 80	56 - 60	51 - 52
XS	40	4	76 - 80	80 - 84	60 - 64	52 - 54
S	42	6	80 - 84	84 - 88	64 - 68	54 - 55
M	44	8	84 - 88	88 - 92	68 - 72	55 - 57
L	46	10	88 - 92	92 - 96	72 - 76	57 - 58
XL	48	12	94 - 98	98 - 102	78 - 82	58 - 59
2XL	50	14	100 - 104	104 - 108	84 - 88	59 - 60
3XL	52	16	106 - 110	110 - 114	90 - 94	60 - 61

Women's pants (Comfort sizing)

TONALE LADY D-DRY™ XT PANTS, TEMPEST D-DRY™ LADY, CAMPBELL LADY D-DRY™ PANTS, AMSTERDAM D-DRY™ LADY

	EURO	USA	WAIST	HIP	INSEAM
XXS	38	24	56 - 60	82 - 86	73 - 75
XS	40	26	60 - 64	86 - 90	75 - 77
S	42	28	64 - 68	90 - 94	77 - 78
M	44	30	68 - 72	94 - 98	78 - 80
L	46	32	72 - 76	98 - 102	80 - 81
XL	48	34	78 - 82	104 - 108	81 - 82
2XL	50	36	84 - 88	110 - 114	82 - 83
3XL	52	38	90 - 94	116 - 120	82 - 83