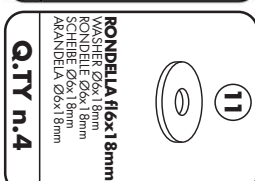

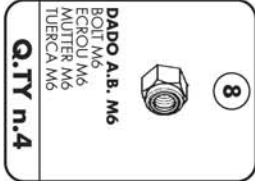
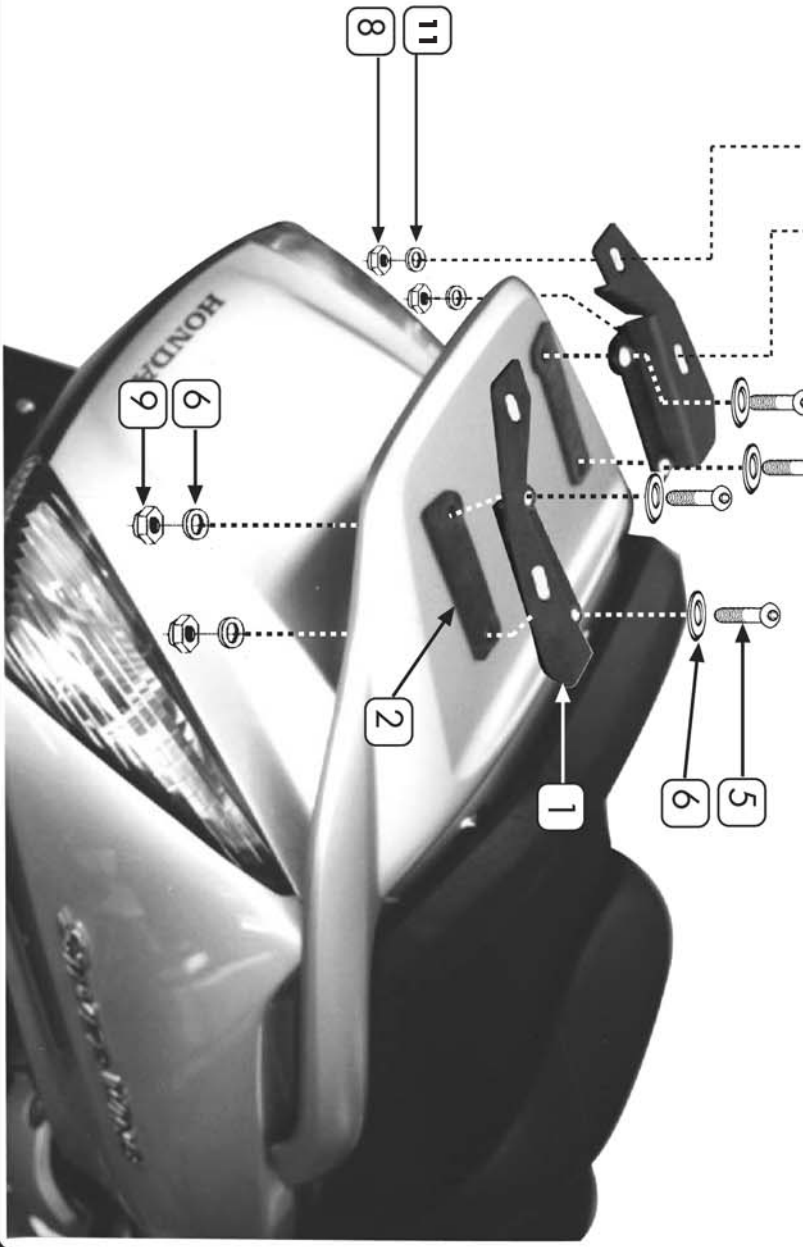
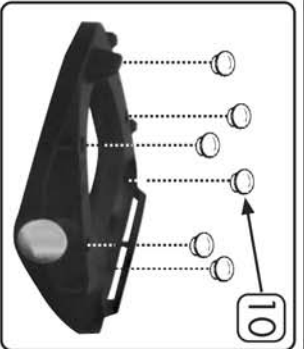
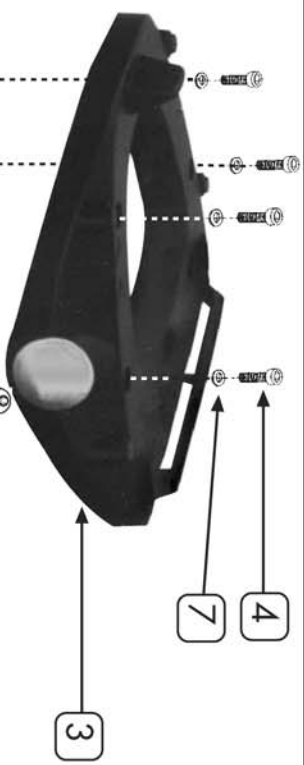
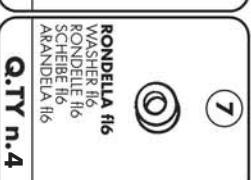
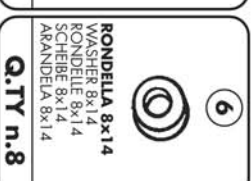
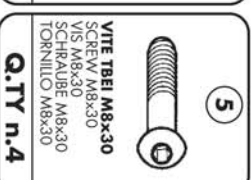
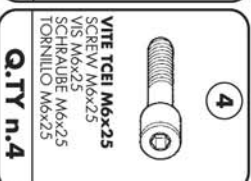


PORTAVALLIGIA SPECIFICO - SPECIFIC CASE HOLDER
 PORTE-VAISSE SP CIFIQUE - SPEZIFISCHER KOFFER-TR GER
 PORTA-EQUIPAJE ESPEC FICO
HONDA SilverWing
 400/600cc

ISTRUZIONI DI MONTAGGIO - MOUNTING INSTRUCTIONS
 INSTRUCTIONS DE MONTAGE - BAUANLEITUNG - INSTRUCCIONES DE MONTAJE



FORARE IL MANIGLIONE (f1 8,5mm) NEI PUNTI PREMARCATI
 MAKE THE HANDLE (f1 8,5mm) IN THE MARKED POINTS
 PERCER LA POIGNEE POSTERIEURE OU EST MARQUE
 f18,5mm LOCHER IN DEN GRIFF AUF DIE GEZEICHNETEN
 PUNKTE DUREICHNETEN
 TALADRAR (f1 8,5mm) LA MANEJA TRASERA DONDE ESTA
 MARCADO