
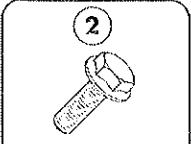

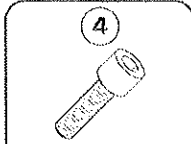
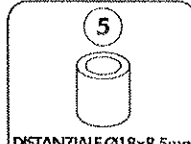



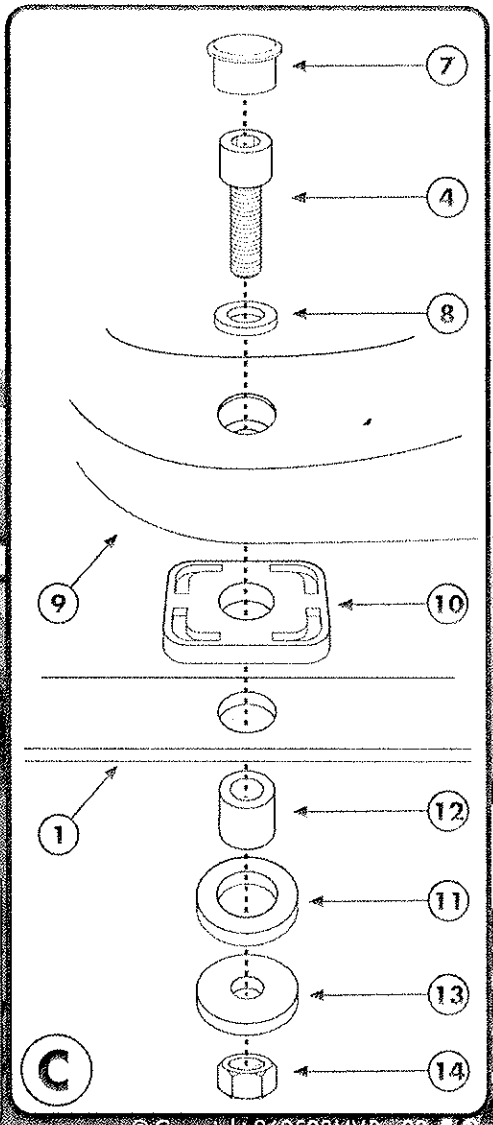
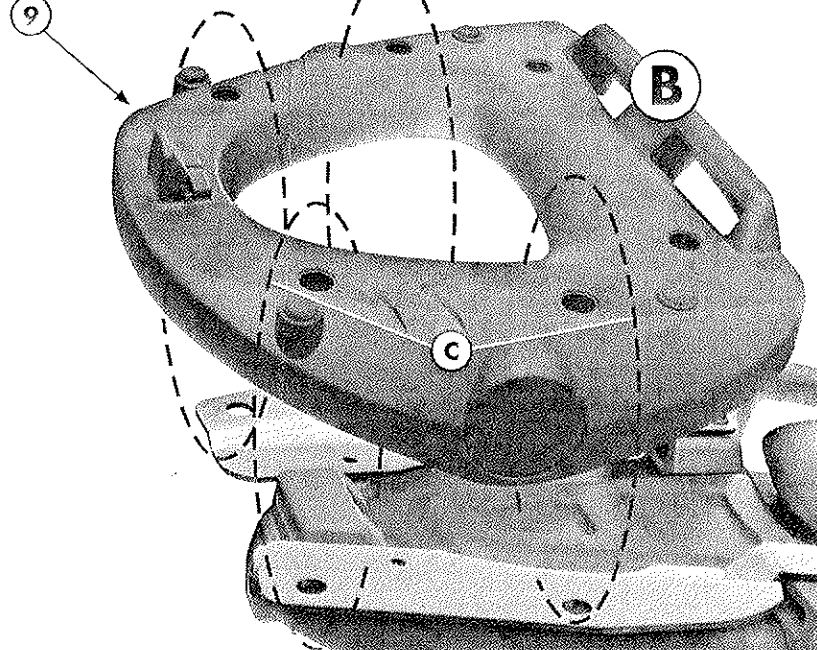
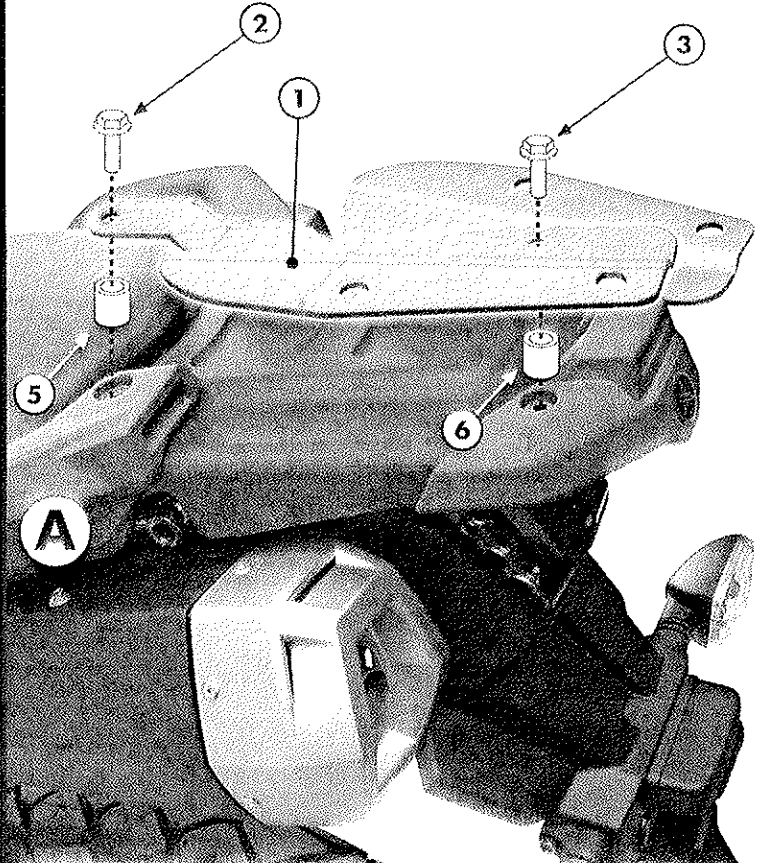
E333M - KE333M

PIASTRA SPECIFICA - SPECIFIC PLATE
 PLATINE SPECIFIQUE - SPEZIFISCHE PLATTE - PARRILLA ESPECÍFICA

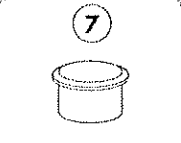
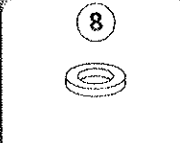

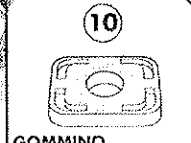
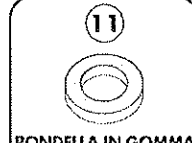

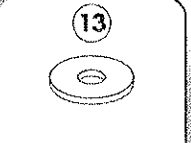
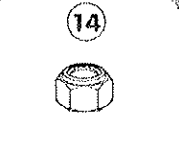
YAMAHA XT660Z 2008 TENERE'

ISTRUZIONI DI MONTAGGIO - MOUNTING INSTRUCTIONS
 INSTRUCCIONES DE MONTAJE - BAUANLEITUNG - INSTRUCCIONES DE MONTAJE

- | | | | | | |
|---|---|---|---|--|--|
|  <p>1</p> <p>SUPPORTO
SUPPORT
HALTERUNG
SOPORTE</p> <p>Q.TY n.2(Dx-Sx)</p> |  <p>2</p> <p>VITE TEF M8x45mm
SCREW
VIS
SCHRAUBE
TORNILLO</p> <p>Q.TY n.2</p> |  <p>3</p> <p>VITE TEF M6x25mm
SCREW
VIS
SCHRAUBE
TORNILLO</p> <p>Q.TY n.2</p> |  <p>4</p> <p>VITE TEF M6x35mm
SCREW
VIS
SCHRAUBE
TORNILLO</p> <p>Q.TY n.4</p> |  <p>5</p> <p>DISTANZIALE Ø18x8,5mm
Foro Ø8,5mm, V225
SPACER
Distanzbohle
Distancia</p> <p>Q.TY n.2</p> |  <p>6</p> <p>DISTANZIALE Ø14x7mm
Foro Ø7mm, V134
SPACER
Distanzbohle
Distancia</p> <p>Q.TY n.2</p> |
|---|---|---|---|--|--|



ATTENZIONE: PESO MASSIMO SOPPORTABILE 10Kg.
WARNING: MAX. LOADING OF THE CARRIER 10Kg. (21lbs)
ATTENTION: CHARGE MAXIMALE 10Kg.
ACHTUNG: MAXIMALE BELASTUNG 10Kg.
¡ATENCIÓN! CARGA MÁXIMA AUTORIZADA 10Kg.

- | | | | | | | | |
|--|---|---|--|---|---|---|---|
|  <p>7</p> <p>COPRIFORO
Z021
BOIL CAP
CACHÉ TROU
EINSCHÜTTLOCK
KÜHLSCHUTZ</p> <p>Q.TY n.6</p> |  <p>8</p> <p>RONDELLA Ø6mm
WASHER Ø6mm
RONDELLE Ø6mm
SCHEIBE Ø6mm
ARANDELA Ø6mm</p> <p>Q.TY n.4</p> |  <p>9</p> <p>PIASTRA MONOLOCK
Z667M
PLATE
PLATINE
PLATTE
PARRILLA</p> <p>Q.TY n.1</p> |  <p>10</p> <p>GOMMINO
Z1822
RUBBER
CAOUTCHOUC
GUMMI
GOMA</p> <p>Q.TY n.4</p> |  <p>11</p> <p>RONDELLA IN GOMMA
Z1823
RUBBER WASHER
RONDELLE EN GOMME
GUMMISCHIBE
ARANDELA DE GOMA</p> <p>Q.TY n.4</p> |  <p>12</p> <p>DISTANZIALE Ø11x11mm
foro Ø6,5mm
WASHER
WASHER
ENTRÉTOISE
DISTRANZBUCH
DISTANCIADOR</p> <p>Q.TY n.4</p> |  <p>13</p> <p>RONDELLA Ø6x20mm
WASHER
RONDELLE
SCHEIBE
ARANDELA</p> <p>Q.TY n.4</p> |  <p>14</p> <p>DADO A.B. M6
BOLT M6
ÉCROU M6
MUTTER M6
TULLIFCA M6</p> <p>Q.TY n.4</p> |
|--|---|---|--|---|---|---|---|