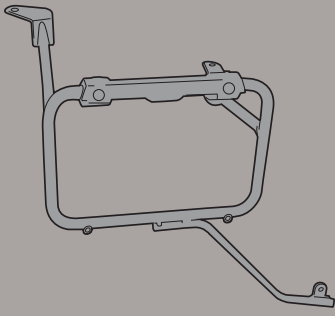
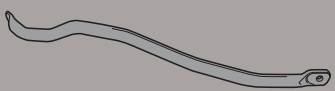









# PL532CAM

PORTAVALIGIE LATERALE SPECIFICO - SPECIFIC TUBULAR SIDE-CASE HOLDER - PORTE-VALISES LATÉRAUX SPÉCIFIQUE  
SPEZIFISCHES STAHLROHR-SEITENTRAEGER - PORTA MALETAS LATERALES ESPECÍFICO - TRONCO LADO ESPECÍFICO

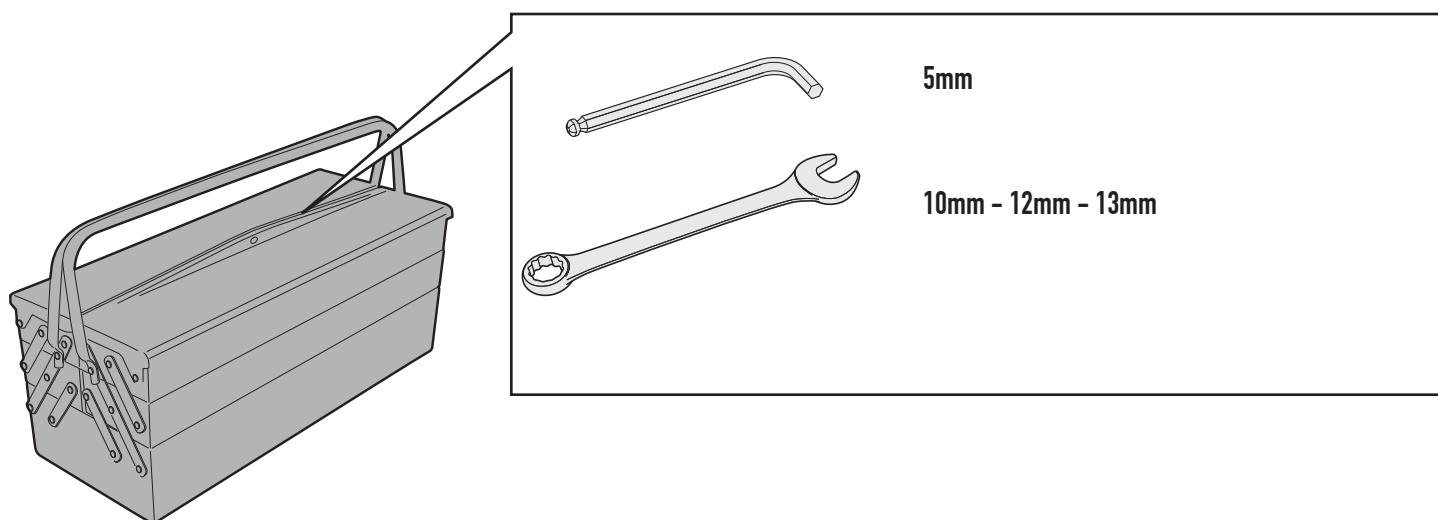
**SUZUKI DL 650 V-STROM (2004 -2011)**

N°	Descrizione	Caratteristiche	Codice	Quantità	
1	Supporto - Support - Support Halterung - Soporte - Apoio	-	PL532CAMDX PL532CAMSX	2 (Dx,Sx)	
2	Ponte Posteriore - Rear Bridge - Pont Postérieure Verbindungsrohr - Puente Trasero - Ponte Traseira	-	GNB1257P	1	
3	Vite - Screw Vis - Schraube Tornillo - Parafuso	TEF M6x16	616TEF	2	
4	Vite - Screw Vis - Schraube Tornillo - Parafuso	TECF M8x20	820TECF	2	
5	Vite - Screw Vis - Schraube Tornillo - Parafuso	TBEI M8x45	845TBEI	4	
6	Distanziale - Spacer Entretoise - Distanzstueck Distanciador - Espaçador	Ø26x5 Rib. Ø16x3 Foro 8,5mm	V551	2	
7	Rondella - Washer Rondelle - Scheibe Arandela - Arruela	Ø14 Foro 8mm	814RON	4	
8	Dado - Bolt - Ecrou Mutter - Tuerca - Porca	Dado auto bloccante flangiato M6	6DADIAFLN	2	
9	Dado - Bolt - Ecrou Mutter - Tuerca - Porca	Dado auto bloccante Flangiato M8	8DADIAFLN	2	

# PL532CAM

PORTAVALIGIE LATERALE SPECIFICO - SPECIFIC TUBULAR SIDE-CASE HOLDER - PORTE-VALISES LATÉRAUX SPÉCIFIQUE  
SPEZIFISCHES STAHLROHR-SEITENTRAEGER - PORTA MALETAS LATERALES ESPECÍFICO - TRONCO LADO ESPECÍFICO

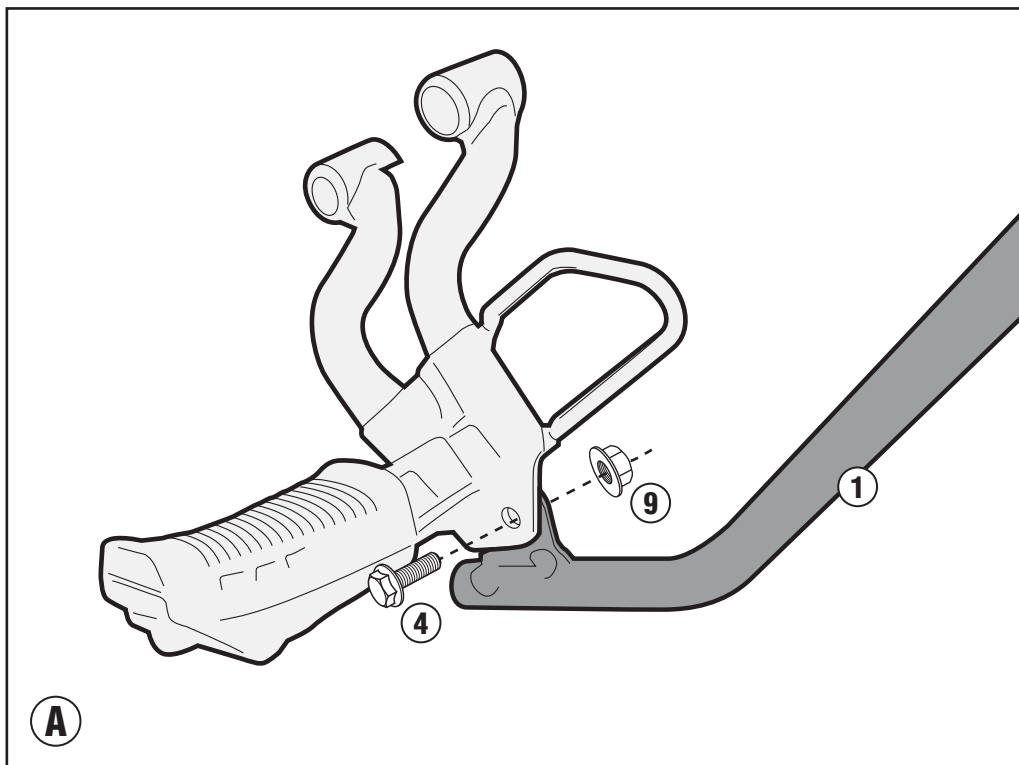
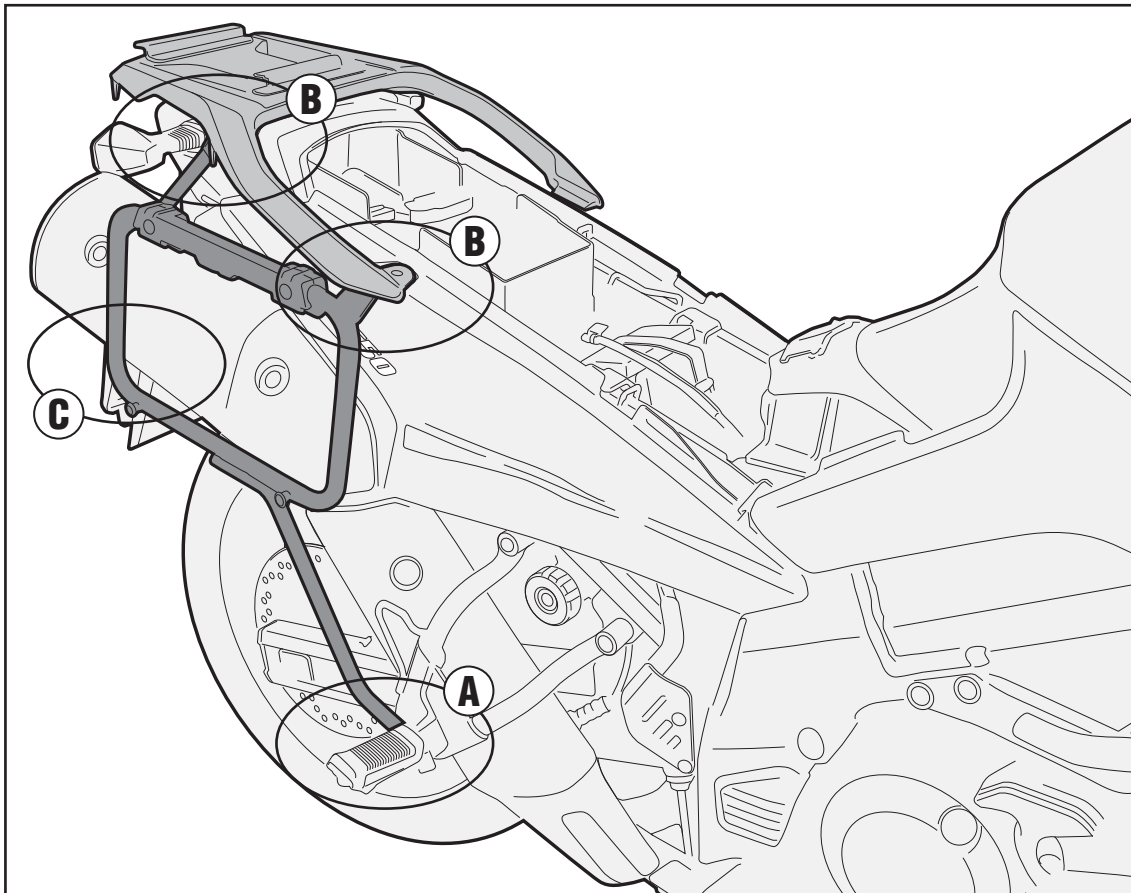
**SUZUKI DL 650 V-STROM (2004 -2011)**



# PL532CAM

PORTAVALIGIE LATERALE SPECIFICO - SPECIFIC TUBULAR SIDE-CASE HOLDER - PORTE-VALISES LATÉRAUX SPÉCIFIQUE  
SPEZIFISCHES STAHLROHR-SEITENTRAEGER - PORTA MALETAS LATERALES ESPECÍFICO - TRONCO LADO ESPECÍFICO

**SUZUKI DL 650 V-STROM (2004 -2011)**



# PL532CAM

PORTAVALIGIE LATERALE SPECIFICO - SPECIFIC TUBULAR SIDE-CASE HOLDER - PORTE-VALISES LATÉRAUX SPÉCIFIQUE  
SPEZIFISCHES STAHLROHR-SEITENTRAEGER - PORTA MALETAS LATERALES ESPECÍFICO - TRONCO LADO ESPECÍFICO

**SUZUKI DL 650 V-STROM (2004 -2011)**

